

## Checklist for Kitchen Planning

Before getting too involved with a kitchen designer or a contractor, you should ask yourself these questions that will help you decide the elements you will need in order to complete your project more effectively and prevent some painful challenges along the way.

### PROJECT INFO

Project time frame?  As soon as possible  Next Month  6-months  Other: \_\_\_\_\_

What is the value of your home? \_\_\_\_\_ % of home value to estimate budget? \_\_\_\_\_

What is your budget? \_\_\_\_\_

*Suggestion, budget an additional 10%.*

Are you wanting to make structural changes to the space?  No  Yes

Will your project include?  Cabinets  Appliances  Flooring  Plumbing  Painting  
 Lighting  Countertops  Fixtures/Hardware

Biggest concern with current kitchen?  No storage  Outdated  Layout  Old/broken

What do you like most about your current kitchen and why?

### BUDGET

#### Sample budget

Home Value: \$250,000		
Maximum Budget: \$37,500		15%
	Budget Amount	Average
Cabinets	\$15,000	40%
Countertops	\$5,625	15%
Appliances	\$4,500	12%
Plumbing/Electrical	\$3,375	9%
Labor	\$6,750	18%
Hardware/Paint/Flooring	\$2,250	6%
<b>Total:</b>	<b>\$37,500</b>	<b>15%</b>

#### Your budget

Home Value:		
Maximum Budget:		%
	Budget Amount	Average
Cabinets	\$	%
Countertops	\$	%
Appliances	\$	%
Plumbing/Electrical	\$	%
Labor	\$	%
Hardware/Paint/Flooring	\$	%
<b>Total:</b>	<b>\$</b>	<b>%</b>

## DESIGN CHOICES

Desired design style?:  Mid-Century  Industrial  Coastal  Scandinavian  Farmhouse  Transitional  
 Craftsman  Mediterranean  Traditional  Modern  Classic  Boho


### My new kitchen should have the following storage and space-saving units/features:


Appliance Garage  Drawer Divider Kits  Mixer Shelf  Tip-Out Tray  
 Base Trash Bin  Drawer Peg System  Non-Slip Drawer Liner  Towel Bar Rack  
 Base/Wall Spice Pull-out  Heavy Duty Drawers  Pot and Caddy Unit  Tray Divider Pullout  
 Butcher Top  Knife Tray Insert  Sink Mat  Utensil Bin Unit  
 Cutlery Tray Divider  Lazy Susan / LeMans  Tall/Base Roll-Out Shelves  Utensil Divider  
 Other: \_\_\_\_\_


### My wood species preference:

Alder  Cherry  Oak  
 Alder (knotty)  Cherry (rustic)  Quarter-Sawn Oak  
 Beech  Hickory  Paint (no distressings) craftwood  
 Beech (rustic)  Maple  Paint (distressings) Paint Grade MDF Pant





### Door style configuration:

  Raised Panel  
*Beaded  
Mitered  
Applied Molding*

  Flat Panel  
*Mitered  
Applied Molding*

  Slab  
*Veneer*

### Finish:

 Natural   Light wood tone   Medium wood tone   Dark wood tone   Specialty   Paint

Cabinet Line Construction?:  Heartland (framed)  Révola (frameless, full-access)  Evoke (framed, non-custom)

**Heartland**  
TRADITIONAL FRAMED

*Heartland | Traditional Framed is a line of framed cabinet box construction which offers a wide range of customization options and a full range of door styles, finishes, distressings and more!*

**RÉVOLA**  
EUROPEAN FULL-ACCESS

*Révola | European Full-Access is a line of frameless cabinet box construction where hinges are connected to the walls of the box, allowing 10% additional accessible space. Révola offers a wide range of customization options and a full range of door styles, distressings and more!*

**EVOKE**  
CABINETS UNCOMPLICATED

*Evoke is the same construction as Heartland, but with no custom options available. We gathered the most commonly used modifications and packaged them for an easy-to-order system. Evoke offers our most popular door styles and finishes.*